



lumini Solucoes em Iluminacao LTDA  
www.lumini.com.br  
Email:laboratorio@lumini.com.br  
Tel:+55 11 3437-5555 Fax:+55 11 3437-5555  
Address:Rua Ferreira Viana, 716 - Socorro - São Paulo/SP

---

## lumini

---

LumCAT:

Luminaire: mini frame concentra 34 serie 3 e fa

LampCAT: 2x modulo led 6W 30K irc 90

Ballast type: led driver 700mA

Report No:

Voltage(V): 127.8100

Test No:

Current(A): 0.1120

Number of Lamps: 1

Power (W): 13.9910

Lamp flux(lm): 1430.0

PF: 0.9760

Length(mm): 340

Width(mm): 40

Phm Type: C

Height(mm): 0

---

## Photometric Results

---

Lumens(lm): 873.68, Efficiency(%): 61.10% , Luminous Efficacy(lm/W): 62.45

Central intensity(cd): 1041.612, Maximum intensity(cd): 1044.355

Angle of maximum intensity: C=0.0  $\gamma$ =6.0

Beam angle of C0 plane : 55.39

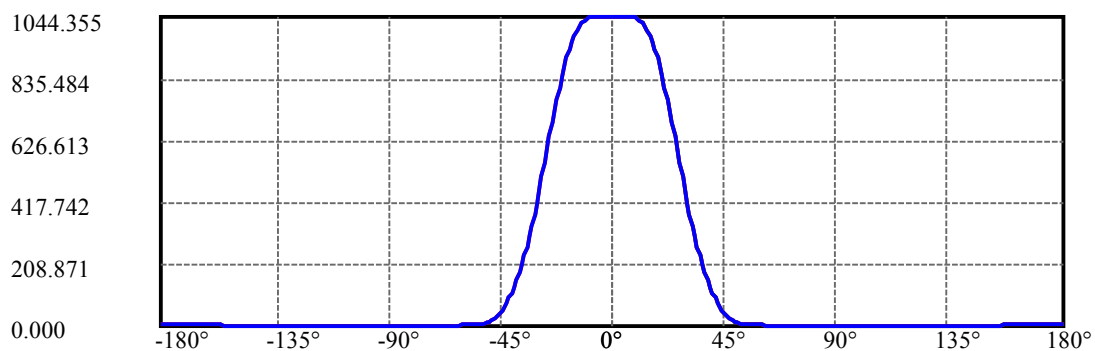
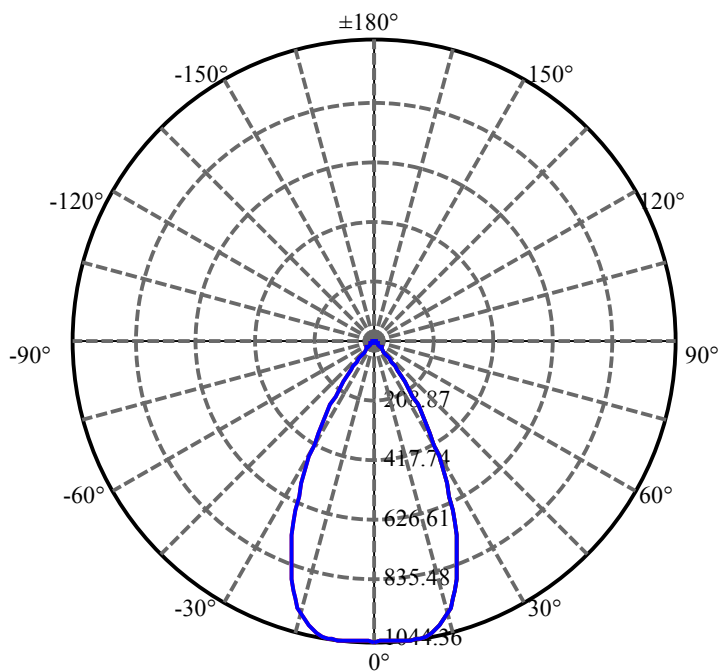
Aveage BeamAngle(IEC 61341):55.39

---

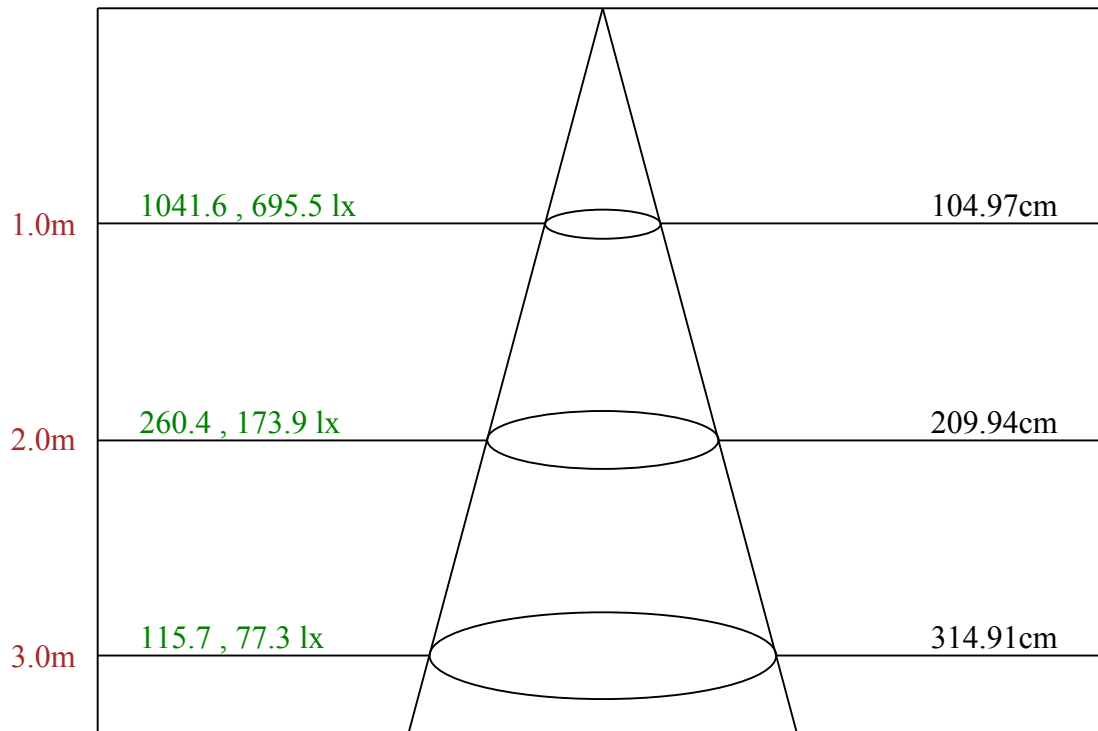
Equipment: equipamento lumini  
Temperature(°C): 25.5

Date: 13/05/2025  
Humidity(%): 60.0%

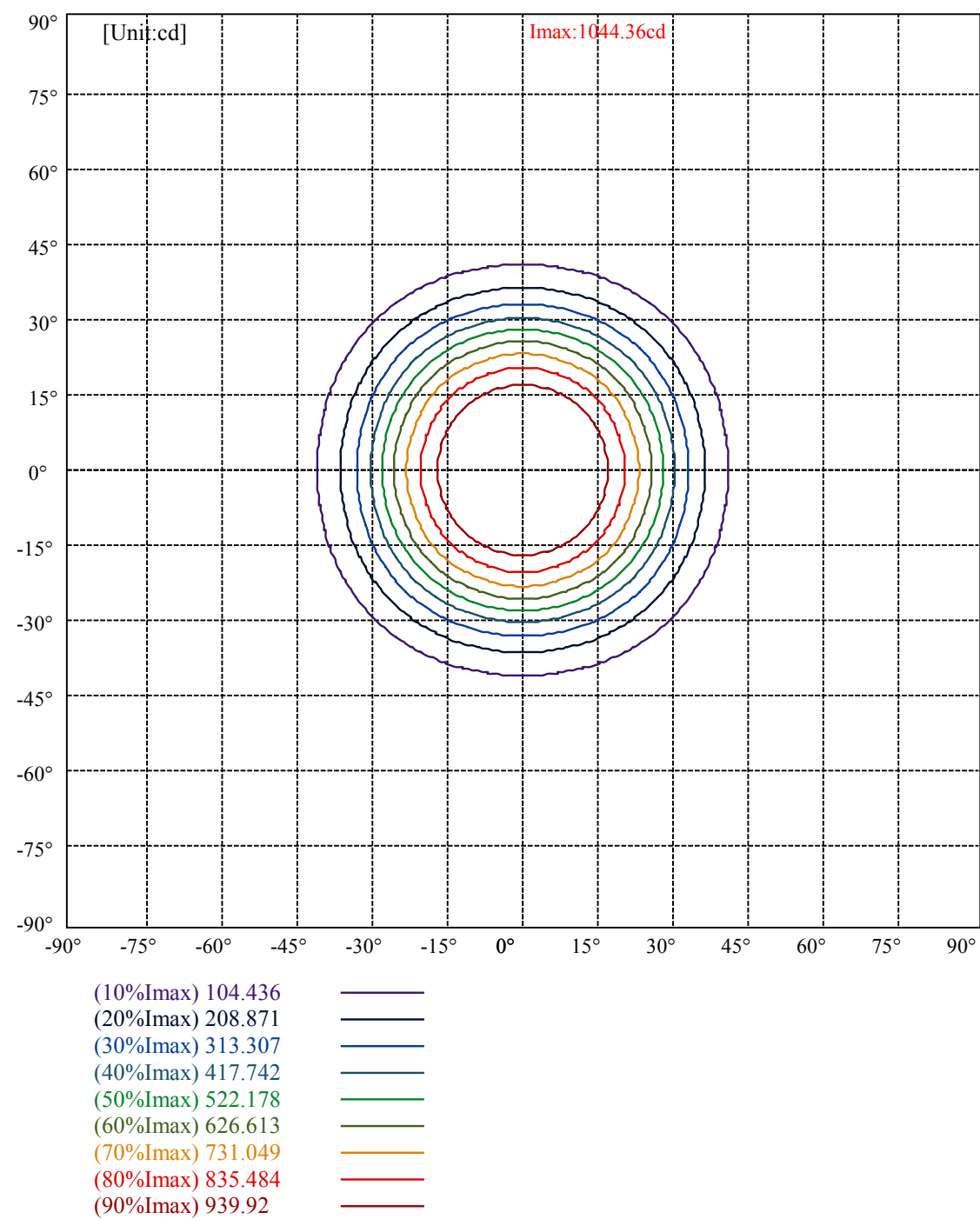
Operator: 01  
Distance(m): 6.90



C0(Max):  
C0/C180:  
C90/C270:



Max , Ave      Beam angle of C0 plane 55.39



Luminance Table

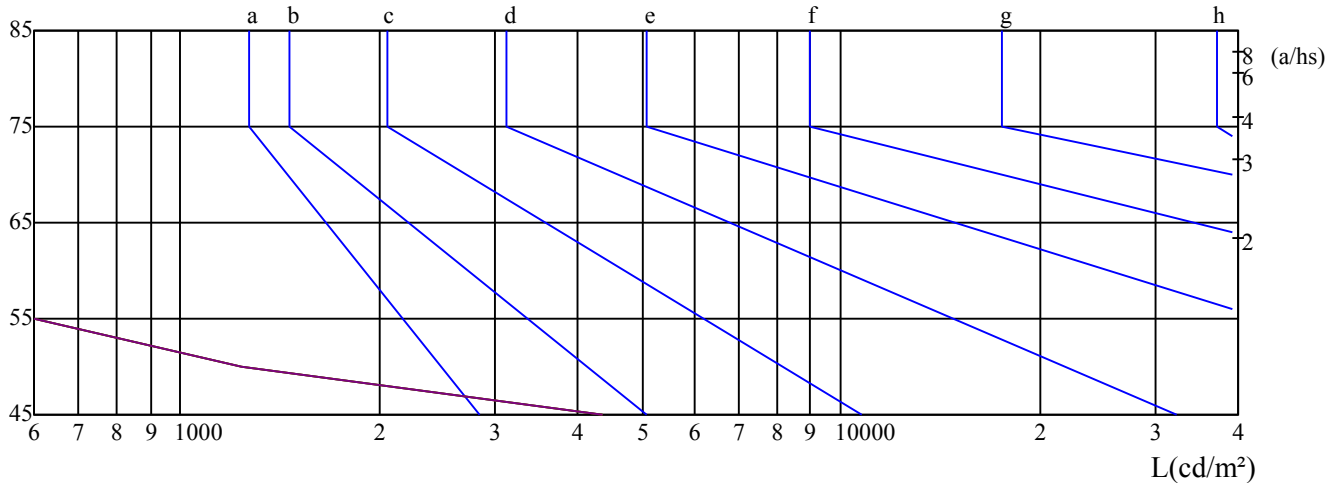
$\gamma$	45	50	55	60	65	70	75	80	85
C0	4352	1239	566	485	479	531	661	965	1888
C45	4352	1239	566	485	479	531	661	965	1888
C90	4352	1239	566	485	479	531	661	965	1888

L(Hor)(65)	L(Ver)(65)	L45(65)	L(Hor)(75)	L(Ver)(75)	L45(75)	L(Hor)(85)	L(Ver)(85)	L45(85)
479	479	479	661	661	661	1888	1888	1888

Glare Table

Glare	Quality	Service Values Illuminance(lx)							
1.15	A	2000	1000	500	$\leq 300$				
1.5	B		2000	1000	500	$\leq 300$			
1.85	C			2000	1000	500	$\leq 300$		
2.2	D				2000	1000	500	$\leq 300$	
2.55	E					2000	1000	500	$\leq 300$
		a	b	c	d	e	f	g	h

Luminance Limiting Curve

 $\gamma(^{\circ})$ 

C0 ———

C45 ———

C90 ———

Illumination assessment according UGR											
Rf of Ceiling	70	70	50	50	30	70	70	50	50	30	
Rf of Wall	50	30	50	30	30	50	30	50	30	30	
Rf of Floor	20	20	20	20	20	20	20	20	20	20	
Room dimensions		Viewed crosswise					Viewed endwise				
X	Y										
2H	2H	16.17	17.11	16.57	17.46	17.83	16.56	17.50	16.96	17.85	18.21
	3H	15.98	16.81	16.40	17.19	17.58	16.36	17.20	16.79	17.57	17.97
	4H	15.89	16.66	16.32	17.05	17.46	16.27	17.04	16.71	17.43	17.85
	6H	15.82	16.53	16.28	16.94	17.39	16.21	16.91	16.66	17.32	17.77
	8H	15.77	16.44	16.23	16.87	17.32	16.15	16.82	16.61	17.25	17.70
	12H	15.74	16.38	16.21	16.81	17.27	16.12	16.75	16.58	17.19	17.65
4H	2H	15.86	16.63	16.30	17.02	17.44	16.25	17.02	16.68	17.41	17.82
	3H	15.63	16.28	16.09	16.71	17.17	16.02	16.66	16.48	17.09	17.56
	4H	15.58	16.14	16.05	16.60	17.09	15.96	16.52	16.44	16.98	17.47
	6H	15.49	15.98	15.99	16.47	16.96	15.86	16.36	16.37	16.84	17.34
	8H	15.48	15.93	15.99	16.42	16.94	15.85	16.30	16.37	16.80	17.31
	12H	15.50	15.92	16.03	16.41	16.97	15.87	16.29	16.39	16.77	17.33
8H	4H	15.39	15.85	15.91	16.34	16.86	15.77	16.23	16.29	16.72	17.24
	6H	15.31	15.68	15.85	16.20	16.75	15.68	16.06	16.22	16.57	17.12
	8H	15.37	15.69	15.94	16.24	16.78	15.74	16.05	16.30	16.60	17.14
	12H	15.46	15.70	16.03	16.25	16.81	15.81	16.05	16.38	16.59	17.16
12H	4H	15.34	15.76	15.87	16.25	16.81	15.72	16.14	16.25	16.63	17.19
	6H	15.31	15.62	15.88	16.18	16.72	15.68	15.99	16.25	16.55	17.09
	8H	15.35	15.59	15.93	16.14	16.70	15.71	15.95	16.29	16.50	17.07
Variation with the observer position at spacings:											
S = 1.0H		5.0/-11.1					5.0/-11.1				
S = 1.5H		7.6/-9.2					7.6/-9.2				
S = 2.0H		9.4/-7.8					9.4/-7.8				
Standard tables:		BK1					BK1				
Uncorrected UGR		-4.8					-4.8				

依据CIE Publ. 117 计算 UGR, S/H = 0.25